

# BRAND Insert 2in1

Genuine innovation for cell culture



Use in a hanging or  
standing position

For 24-, 12- and 6-well  
plates or culture dishes

Achieve uniform and  
controlled cell growth



**BRAND. For lab. For life.**



# BRAND Insert 2in1\*

## Unlimited flexibility

### Flexible

Take advantage of a combined free-standing and hanging insert with the BRAND Insert 2in1.

When used as a hanging insert, it fits nearly all standard multiwell plates. In larger wells and culture dishes, the insert can be used in a standing position.

### Functional

The cellGrade™ plus surface of the membranes ensures optimal cell attachment and growth. Highly transparent membranes (PET) enable detailed observation of cell cultures under an optical microscope, while membranes with high pore density (PC) provide high permeability.

### Easy to use and efficient

Innovative packaging enables efficient use and reduces waste.



\* patent pending

### Overview

- Suitable for 2D and 3D cell cultures
- Surface: cellGrade™ plus
- PC or PET membrane
- Pore sizes: 0.4 µm and 8.0 µm
- Can be used with all common 6-, 12- or 24-well multiwell plates

## A closer look

### Insert 2in1

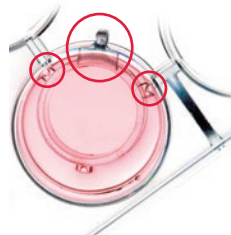
Fits standard multiwell plates

### Membranes

USP class VI tested with cellGrade™ plus functional surfaces

### Three point mounting

Hook and adjacent feet ensure precise positioning parallel to the well bottom.



### Feet

For standing use; ensures ~ 1 mm gap between membrane and bottom of the dish or well.



### Removable hook

The hook can be easily removed for standing use

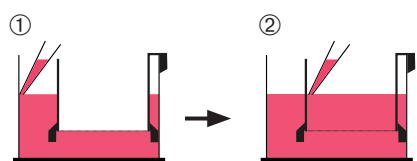


# Applications

The BRAND Insert 2in1 can be used as both a standing insert and a hanging insert.

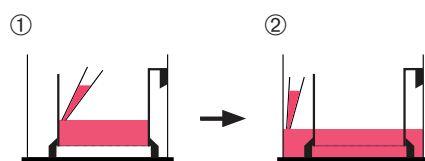
## Hanging

If you use the Insert 2in1 as a hanging insert, first add the medium to the multiwell plates and hang the insert inside the wells (make sure the medium comes into contact with the membrane). Then fill the insert with medium.



## Standing

If you would like to use the Insert 2in1 as a standing insert, place the insert into the provided multiwell plate or culture dish. Add the medium to the insert and then into the well or the culture dish.

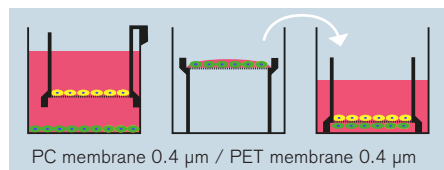


## BRAND Insert 2in1 working volume and culture area

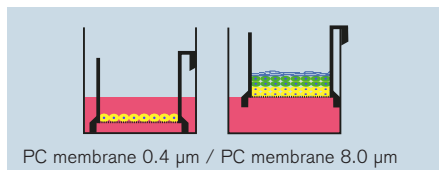
Well	Working volume	Culture area
24-well	150 - 400 µl	0.6 cm <sup>2</sup>
12-well	300 - 1000 µl	1.38 cm <sup>2</sup>
6-well	800 - 3000 µl	4.83 cm <sup>2</sup>

## Common applications

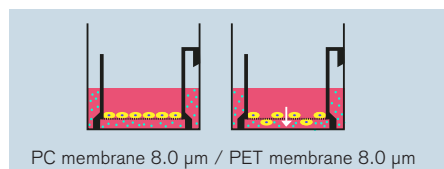
### Co-culture



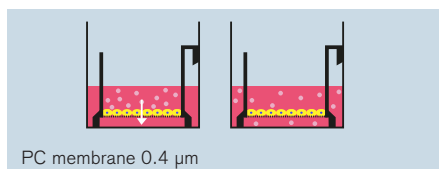
### Air-lift culture in multiwell plate



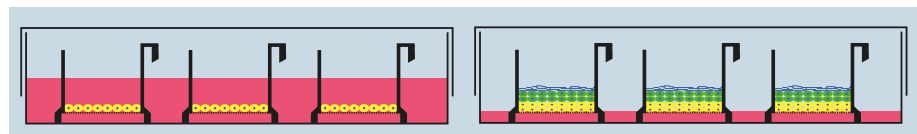
### Transmigration, chemotaxis



### Transport/barrier analysis (TEER measurement), cytotoxicity



### Air-lift culture in culture dish



### Highest quality standards:

- Manufactured in a Class 8 cleanroom, in accordance with ISO 14644-1
- Insert made of medical grade polystyrene
- Sterile according to ISO 11137, Sterility Assurance Level SAL 10<sup>-6</sup>
- Non-cytotoxic according to ISO 10993-5
- Free of pyrogen and endotoxins, according to LAL test, detection limit 0.01 EU/ml

## Properties of track-etched membrane

### PET membrane

Extremely thin and stable membrane with defined pore sizes and pore density, which can easily be further processed after separation from the insert housing. Compatible with the most common fixation and staining protocols\*.

### PC membrane

Ultra-thin membrane with low autofluorescence, also usable without additional layer, provides optimal support for proliferation and differentiation. Compatible with the most common fixation and staining protocols\*.

\* Organic solutions that can corrode PS should not be used directly in the insert for the fixation and staining of cultures

## BRAND Insert 2in1 membrane properties

Membrane	Pore size	Pore density	Optic
PC membrane	0.4 µm	1 x 10 <sup>8</sup> cm <sup>2</sup>	translucent
	8.0 µm	1 x 10 <sup>5</sup> cm <sup>2</sup>	translucent
PET membrane	0.4 µm	2 x 10 <sup>6</sup> cm <sup>2</sup>	transparent
	8.0 µm	1 x 10 <sup>5</sup> cm <sup>2</sup>	translucent

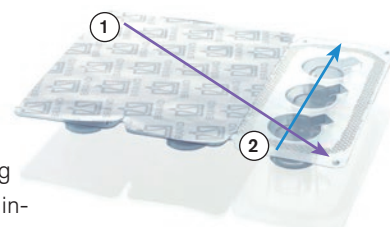
# Innovative packaging

The BRAND cell culture Insert 2in1 is available for 6-, 12- and 24-well plates and in two pore sizes (0.4 µm and 8.0 µm) with PC membrane or PET membrane. They are available individually packed or in multi-packs.



**Multi-pack – easy handling,  
two ways to open:**

- ① To open the entire blister simply tear off the sealing paper diagonally (purple arrow).
- ② A perforation in the sealing paper also allows to open individual rows, while the other inserts remain securely sealed (blue arrow).



## Ordering information

### BRAND Inserts 2in1

Cell culture inserts for 24-, 12- and 6-well plates

PS. cellGrade™ plus surface, sterile, PC and PET membrane.

Well	Pore size µm	Diameter mm	Pack of	PC membrane Cat. No.	PET membrane Cat. No.
24-well	0.4	8.8	48, single blister	<b>7827 00</b>	<b>7827 10</b>
	0.4	8.8	48, multi-pack blister	<b>7827 01</b>	<b>7827 11</b>
	8.0	8.8	48, single blister	<b>7827 06</b>	<b>7827 16</b>
	8.0	8.8	48, multi-pack blister	<b>7827 07</b>	<b>7827 17</b>
12-well	0.4	13.3	48, single blister	<b>7827 20</b>	<b>7827 30</b>
	0.4	13.3	36, multi-pack blister	<b>7827 21</b>	<b>7827 31</b>
	8.0	13.3	48, single blister	<b>7827 26</b>	<b>7827 36</b>
	8.0	13.3	36, multi-pack blister	<b>7827 27</b>	<b>7827 37</b>
6-well	0.4	24.8	24, single blister	<b>7827 40</b>	<b>7827 50</b>
	0.4	24.8	24, multi-pack blister	<b>7827 41</b>	<b>7827 51</b>
	8.0	24.8	24, single blister	<b>7827 46</b>	<b>7827 56</b>
	8.0	24.8	24, multi-pack blister	<b>7827 47</b>	<b>7827 57</b>



Find more information at [www.brand.de](http://www.brand.de)

BRAND®, BRAND. For lab. For life.® and the BRAND word and figurative mark are registered trademarks of BRAND GMBH + CO KG, Germany. Other reproduced brands are the property of the respective owner.

Our technical literature is intended to inform and advise our customers. However, the validity of general empirical values, and of results obtained under test conditions, for specific applications depends on many factors beyond our control. Please appreciate, therefore, that no claims can be derived from our advice. The user is responsible for checking the appropriateness of the product for any particular application.

California Residents: For more information concerning California Proposition 65, please refer to [www.brand.de/calprop65](http://www.brand.de/calprop65)

Subject to technical modification without notice. Errors excepted.

BRAND GMBH + CO KG · P.O. Box 1155 · 97861 Wertheim · Germany

Tel.: +49 9342 808-0 · Fax: +49 9342 808-98000 · E-Mail: [info@brand.de](mailto:info@brand.de) · Internet: [www.brand.de](http://www.brand.de)

